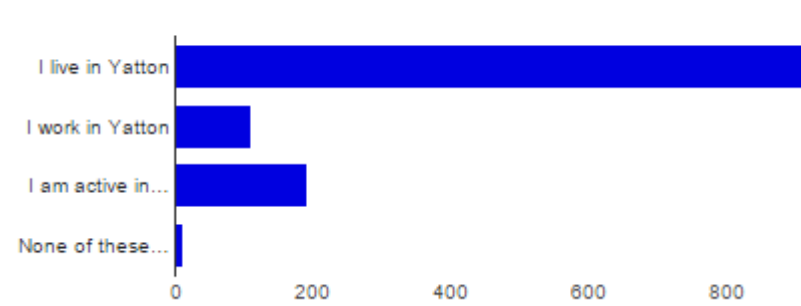


Yatton Neighbourhood Plan Questionnaire Results (947 Responses)

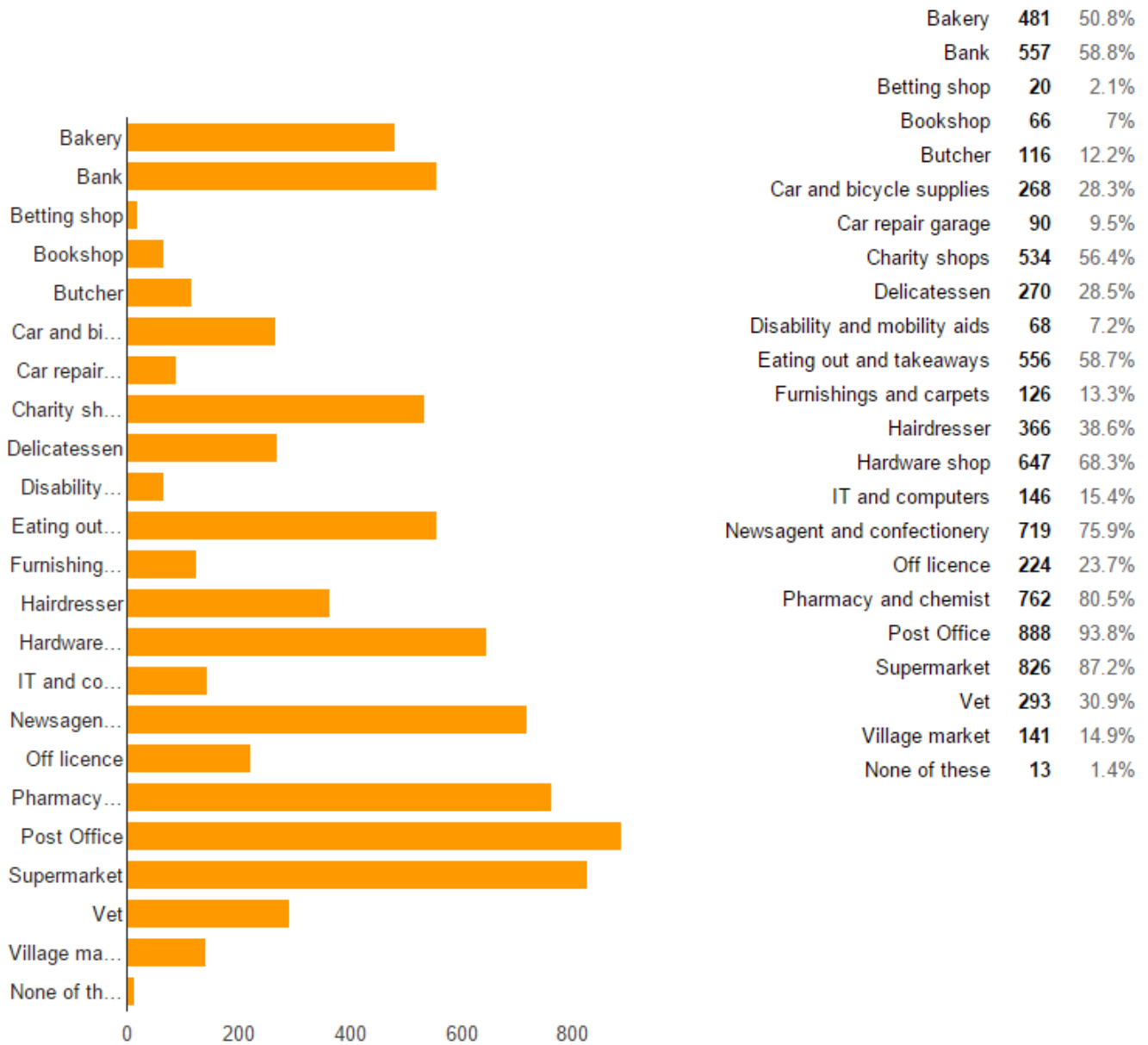
1a. Which of the following apply to you?



I live in Yatton	926	97.8%
I work in Yatton	109	11.5%
I am active in a local community group	191	20.2%
None of these apply to me	12	1.3%

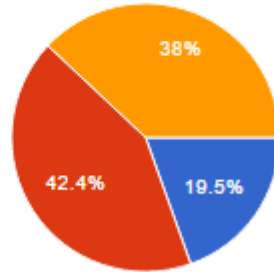
Yatton Neighbourhood Plan Questionnaire Results (947 Responses)

1b. Which shops/retailers do you regularly use in Yatton?



Yatton Neighbourhood Plan Questionnaire Results (947 Responses)

1c. How frequently do you use public transport in and around Yatton?



Frequently	185	19.5%
Sometimes	402	42.4%
Never	360	38%

Business travel [1d. What do you use public transport for?]



Bus	22	3.8%
Train	95	16.3%
Do not use public transport	466	79.9%

Commuting [1d. What do you use public transport for?]



Bus	39	6.7%
Train	108	18.5%
Do not use public transport	436	74.8%

Yatton Neighbourhood Plan Questionnaire Results (947 Responses)

Travelling to doctors or hospitals [1d. What do you use public transport for?]



Travelling for holiday or leisure [1d. What do you use public transport for?]



Yatton Neighbourhood Plan Questionnaire Results (947 Responses)

Travelling to school or college [1d. What do you use public transport for?]



Shopping [1d. What do you use public transport for?]



Visiting friends or relatives [1d. What do you use public transport for?]



Yatton Neighbourhood Plan Questionnaire Results (947 Responses)

Travelling to school or college [1d. What do you use public transport for?]



Shopping [1d. What do you use public transport for?]

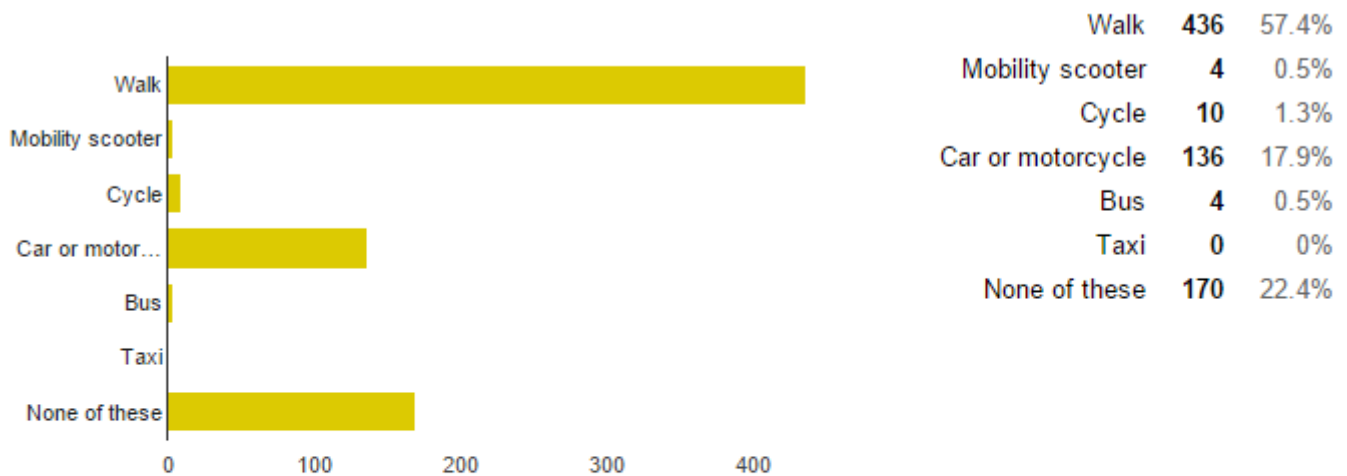


Visiting friends or relatives [1d. What do you use public transport for?]

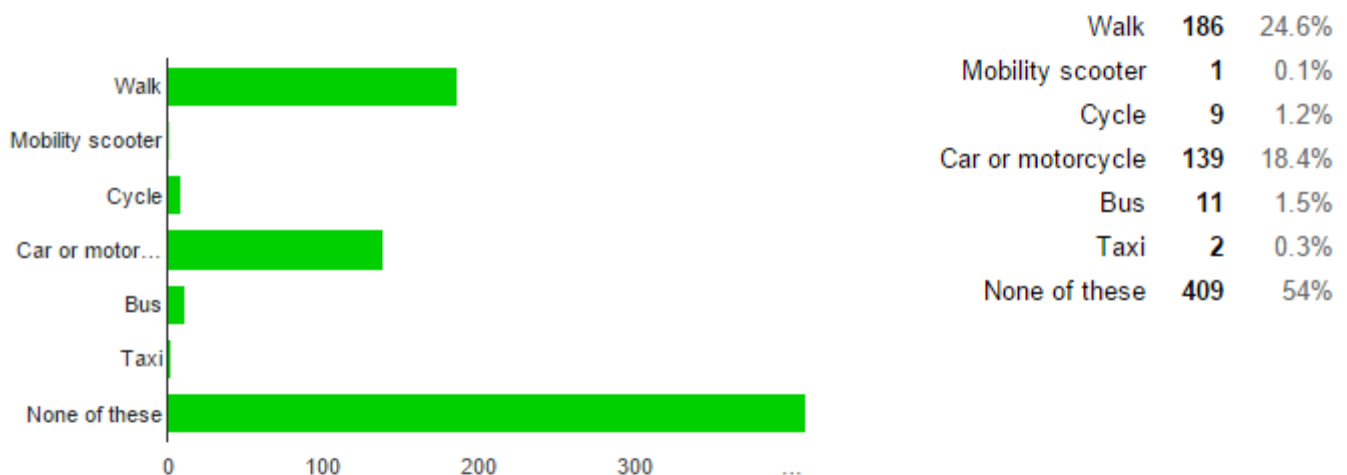


Yatton Neighbourhood Plan Questionnaire Results (947 Responses)

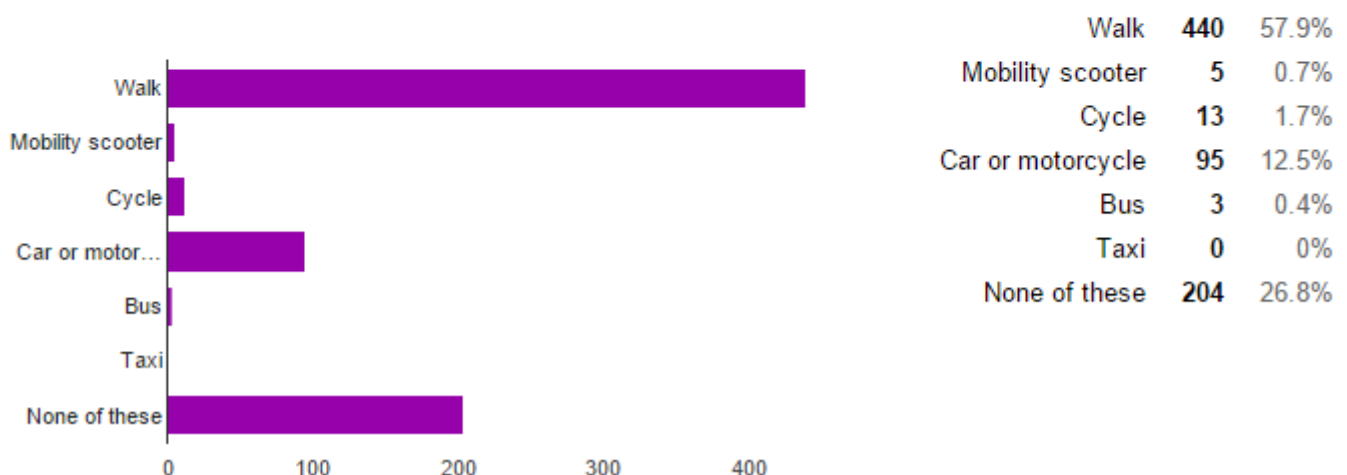
Bank [1e. What is your regular means of travel to facilities and services in Yatton?]



Dentist [1e. What is your regular means of travel to facilities and services in Yatton?]

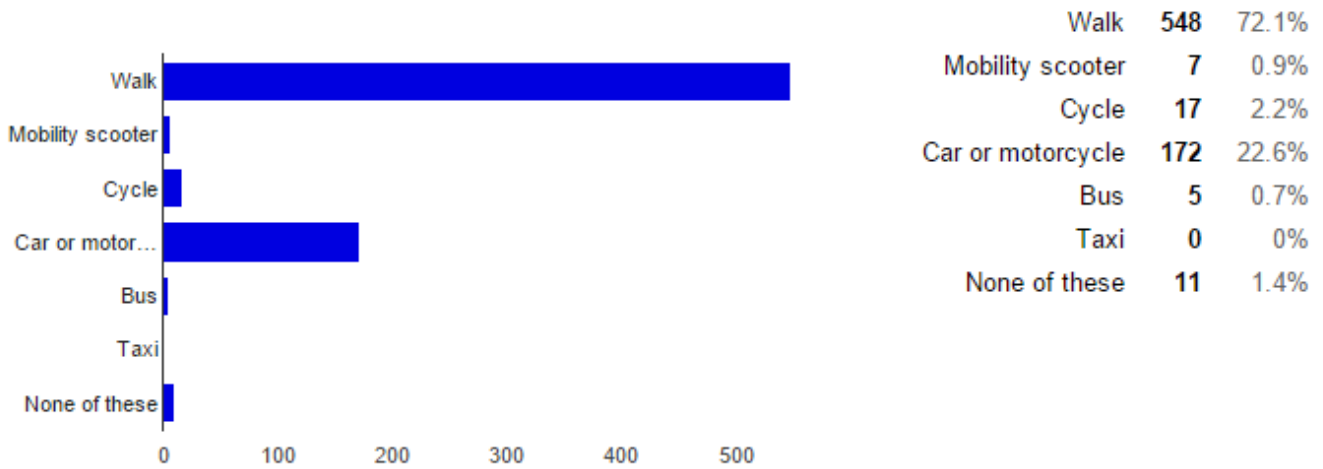


Library [1e. What is your regular means of travel to facilities and services in Yatton?]

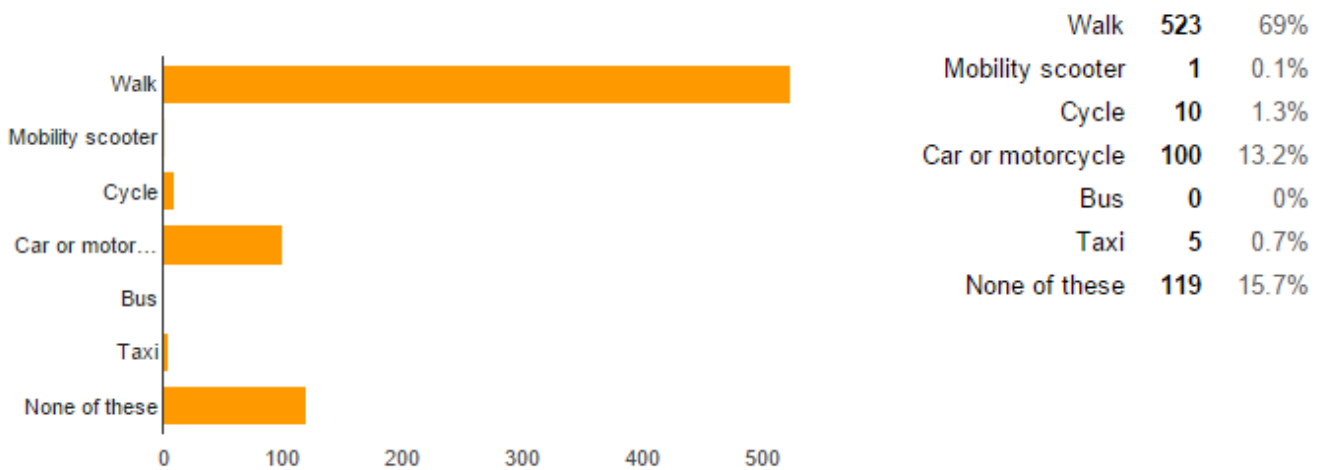


Yatton Neighbourhood Plan Questionnaire Results (947 Responses)

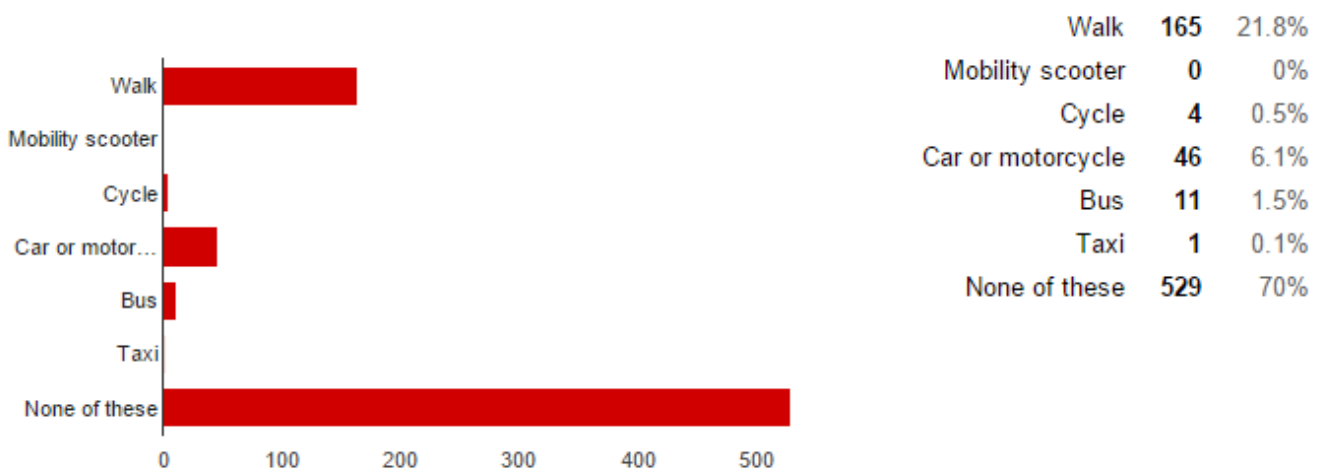
Post Office [1e. What is your regular means of travel to facilities and services in Yatton?]



Railway station [1e. What is your regular means of travel to facilities and services in Yatton?]

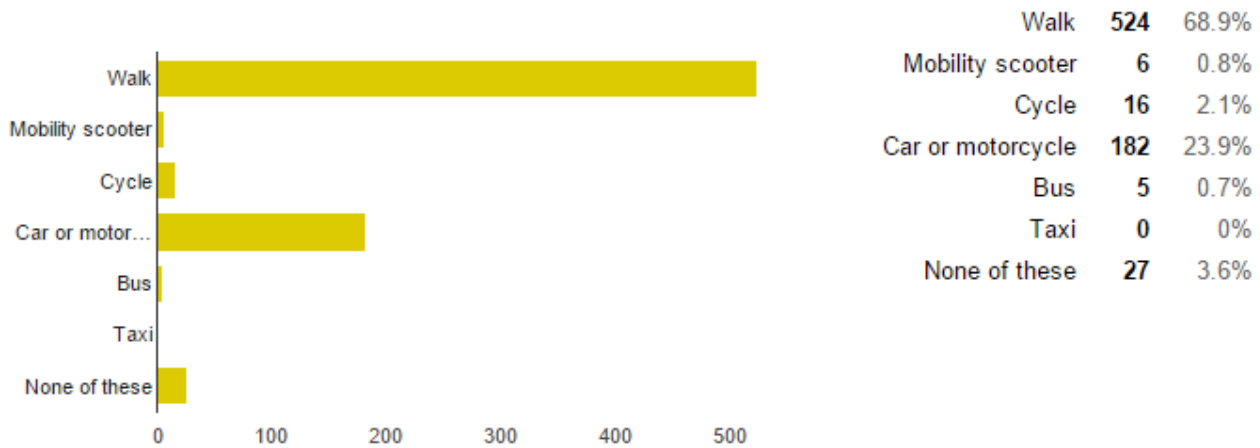


School [1e. What is your regular means of travel to facilities and services in Yatton?]

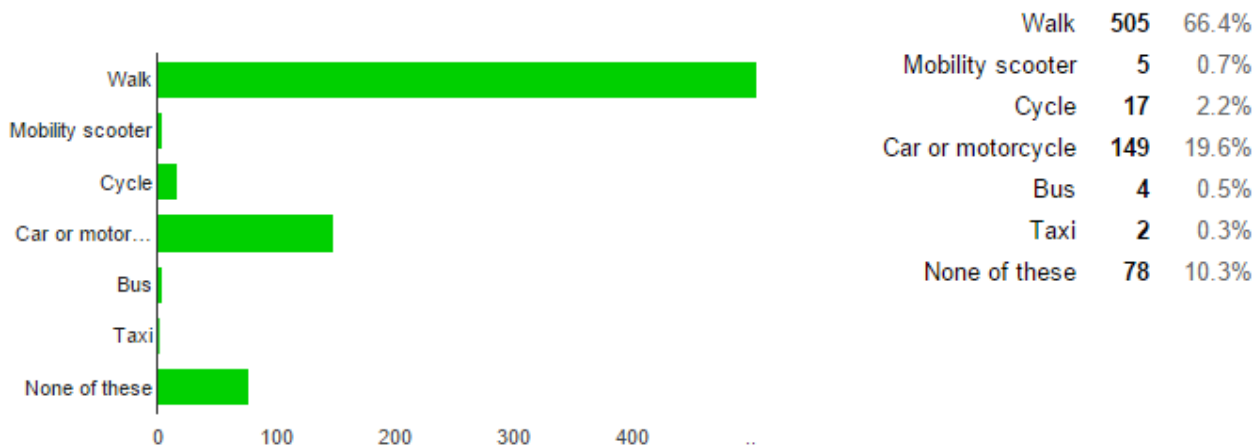


Yatton Neighbourhood Plan Questionnaire Results (947 Responses)

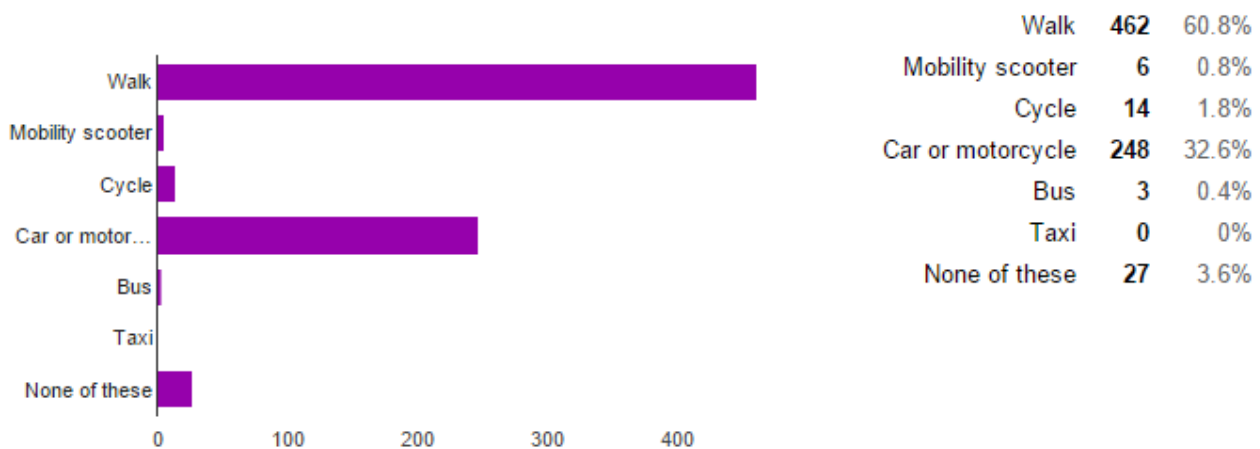
Precinct shops [1e. What is your regular means of travel to facilities and services in Yatton?]



Other High Street shops [1e. What is your regular means of travel to facilities and services in Yatton?]

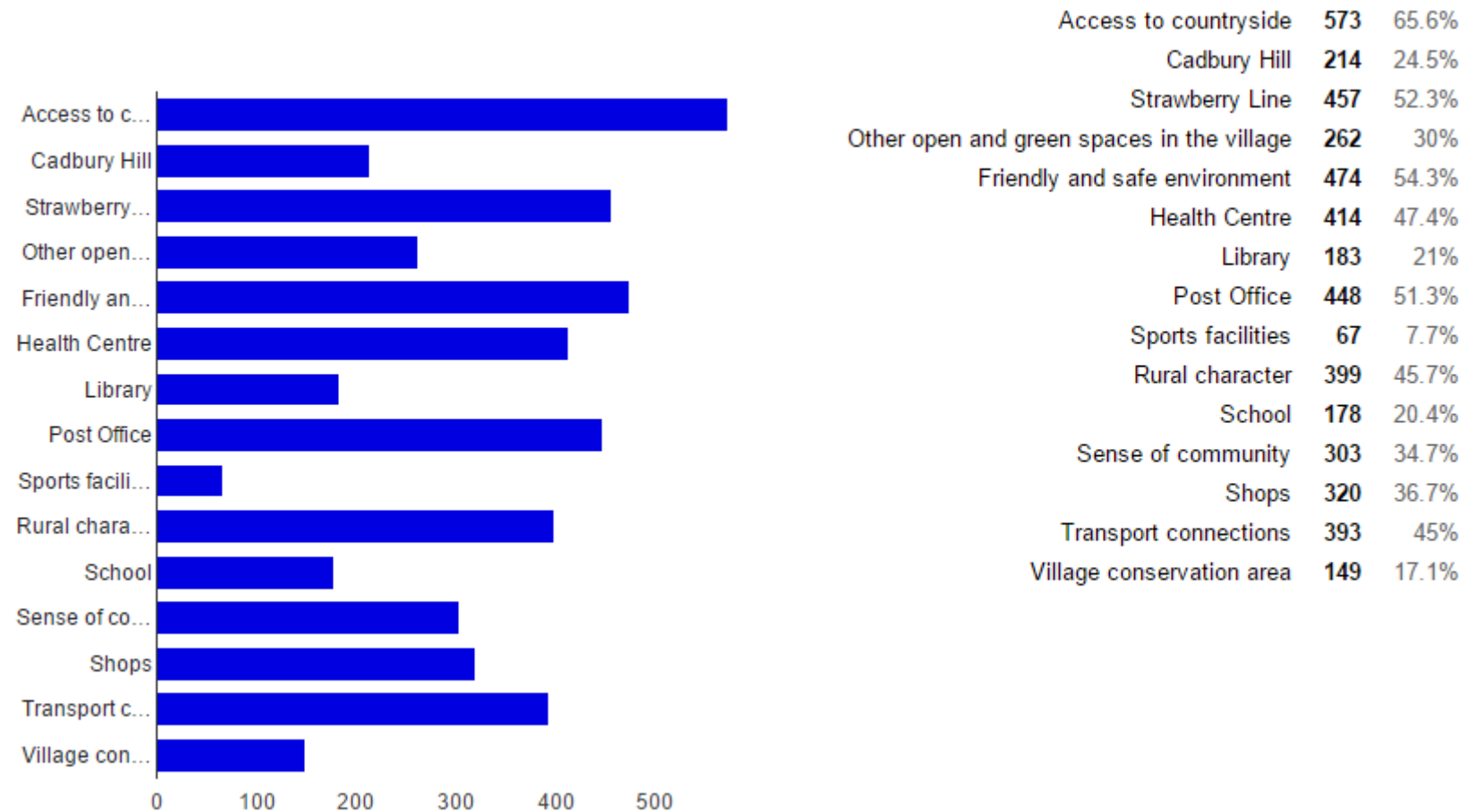


Surgery [1e. What is your regular means of travel to facilities and services in Yatton?]



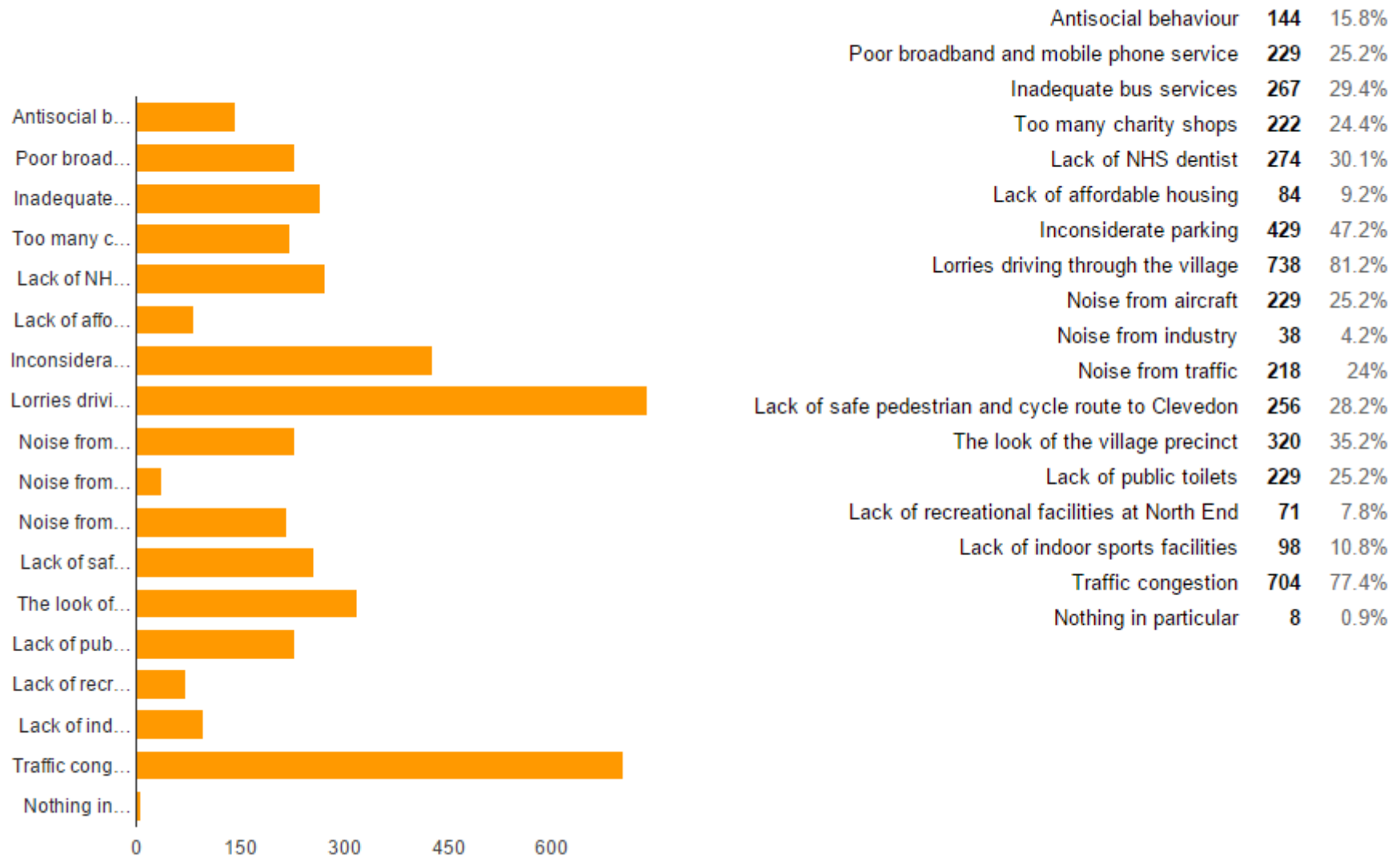
Yatton Neighbourhood Plan Questionnaire Results (947 Responses)

2a. What are the best things about living in Yatton?



Yatton Neighbourhood Plan Questionnaire Results (947 Responses)

2b. What things have the biggest negative effect on your quality of life in Yatton?



Yatton Neighbourhood Plan Questionnaire Results (947 Responses)

Developments with mostly smaller, affordable houses and flats [3a. What types of property do you think are suitable for future housing in Yatton?]



Developments containing mainly average-sized houses [3a. What types of property do you think are suitable for future housing in Yatton?]



Developments with a mixture of affordable, average-sized and larger houses [3a. What types of property do you think are suitable for future housing in Yatton?]



Developments containing mainly larger expensive houses [3a. What types of property do you think are suitable for future housing in Yatton?]



Yatton Neighbourhood Plan Questionnaire Results (947 Responses)

On "brownfield" (ex-industrial) sites [3b. Where should new housing be built in Yatton?]



On "greenfield" (currently used for agriculture) sites [3b. Where should new housing be built in Yatton?]

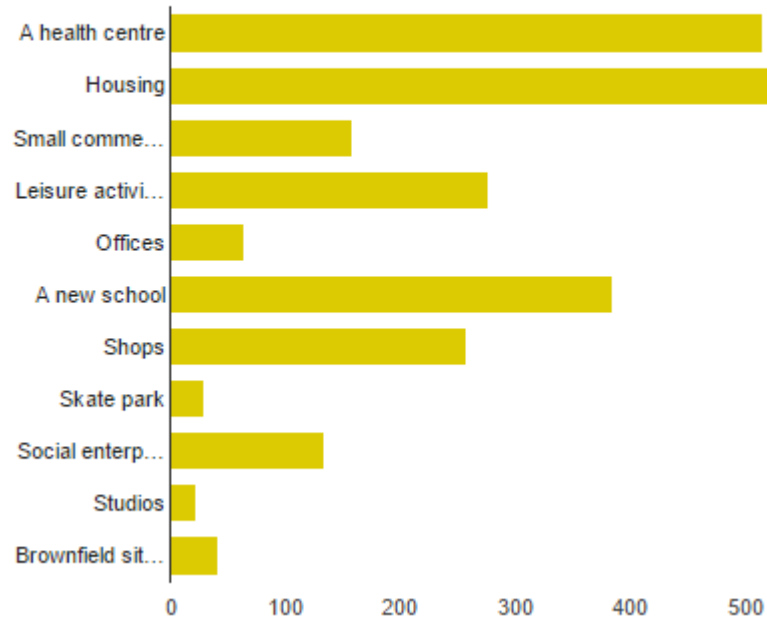


On land that would need additional flood protection [3b. Where should new housing be built in Yatton?]



Yatton Neighbourhood Plan Questionnaire Results (947 Responses)

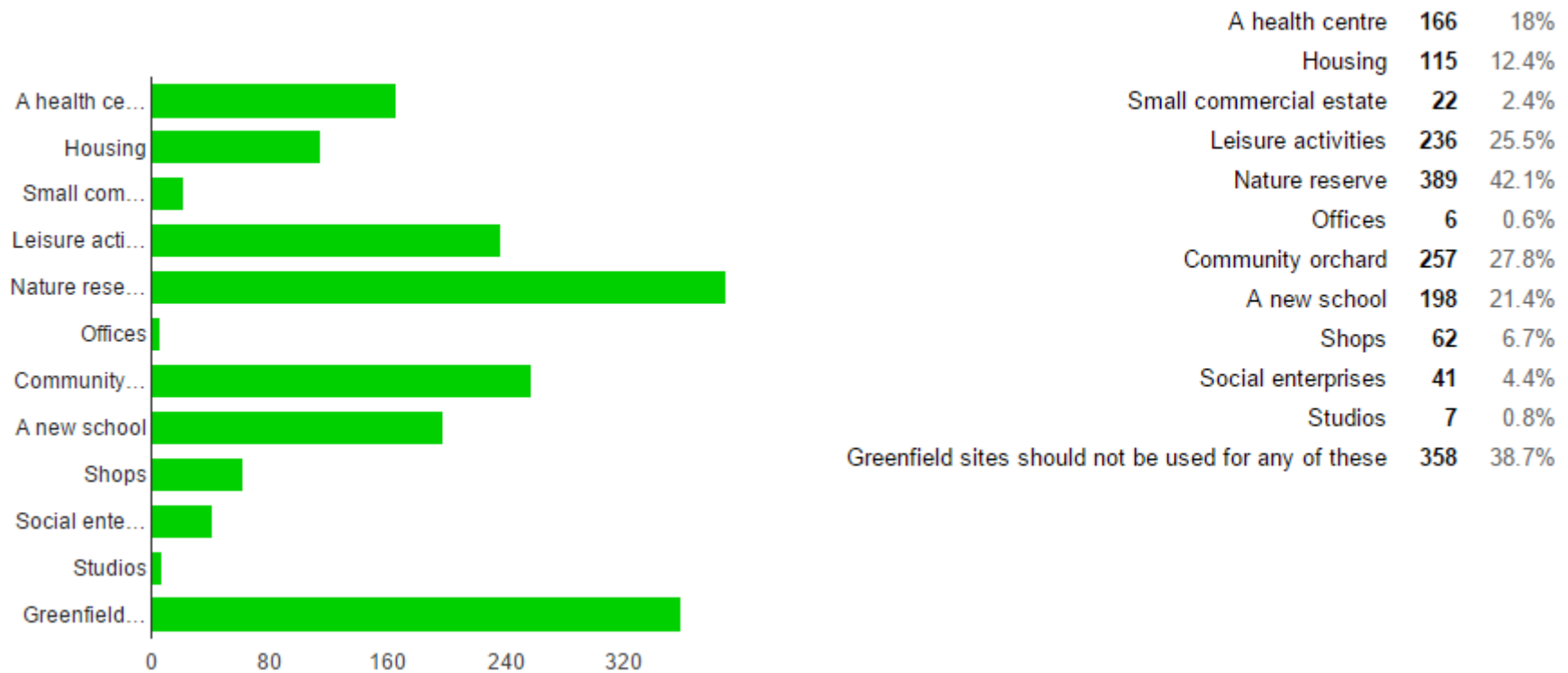
3c. What would be the best use of "brownfield" sites in Yatton?



A health centre	515	55.7%
Housing	555	60.1%
Small commercial estate	159	17.2%
Leisure activities	276	29.9%
Offices	65	7%
A new school	385	41.7%
Shops	258	27.9%
Skate park	29	3.1%
Social enterprises	134	14.5%
Studios	22	2.4%
Brownfield sites should not be used for any of these	42	4.5%

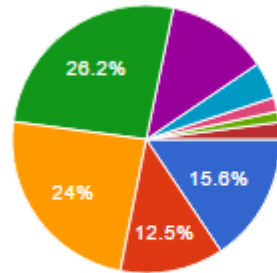
Yatton Neighbourhood Plan Questionnaire Results (947 Responses)

3d. What would be the best use of "greenfield" sites in Yatton?



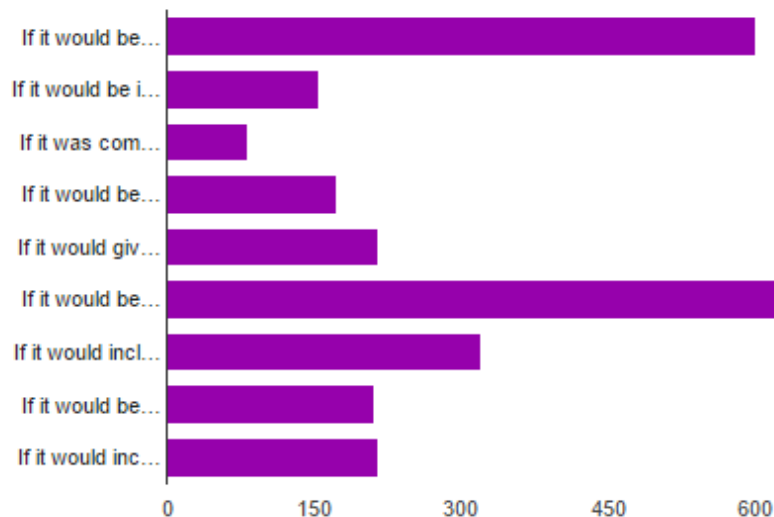
Yatton Neighbourhood Plan Questionnaire Results (947 Responses)

3e. Assuming that local services such as schools and doctors' surgeries would be expanded to cope, what amount of development do you think would be appropriate for Yatton in the next 5 years?



No development	145	15.6%
Up to 50 new houses	116	12.5%
Up to 100 new houses	223	24%
Up to 250 new houses	243	26.2%
Up to 400 new houses	114	12.3%
Up to 600 new houses	41	4.4%
Up to 800 new houses	16	1.7%
Up to 1000 new houses	12	1.3%
Unrestricted development	19	2%

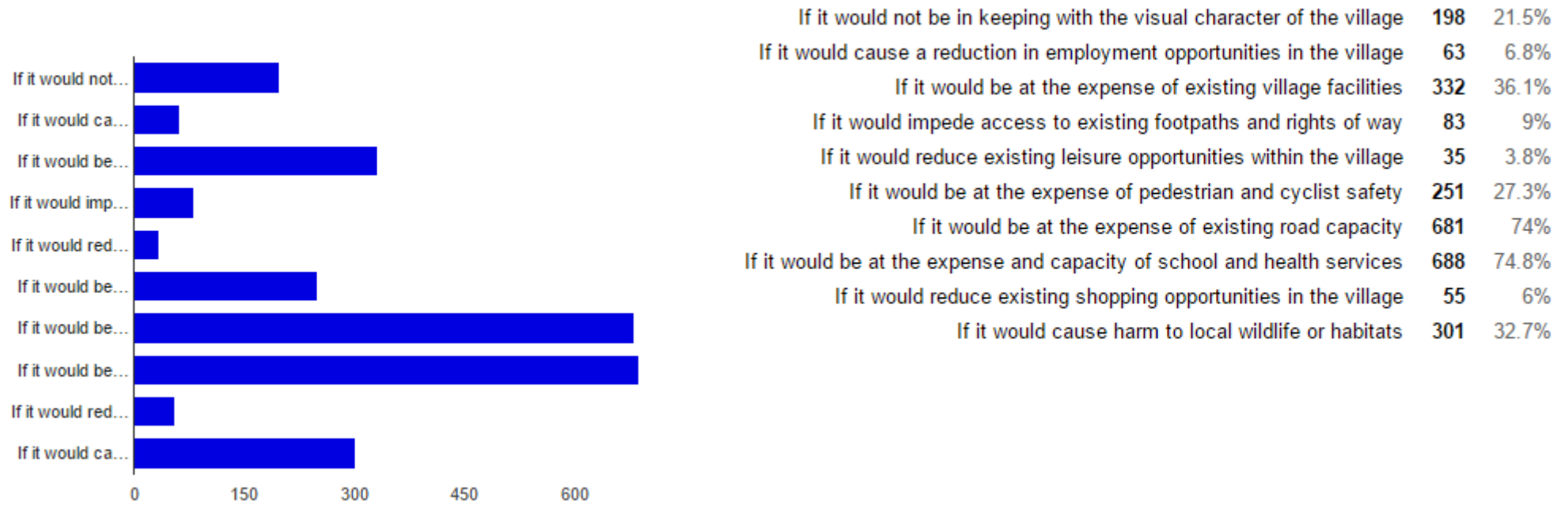
4a. What are the most important considerations for allowing development to go ahead?



If it would be accompanied by an appropriate increase in community facilities	600	65.6%
If it would be in response to new local employment opportunities	156	17.1%
If it was composed entirely of low or zero energy houses	82	9%
If it would be mostly affordable housing	173	18.9%
If it would give local people priority when it comes to buying the new properties	215	23.5%
If it would be accompanied by a bypass from North End to the A370	643	70.4%
If it would include safe pedestrian and cycle routes to the main local facilities	320	35%
If it would be accompanied by an appropriate increase in public transport	211	23.1%
If it would incorporate a shop, play area and open space	216	23.6%

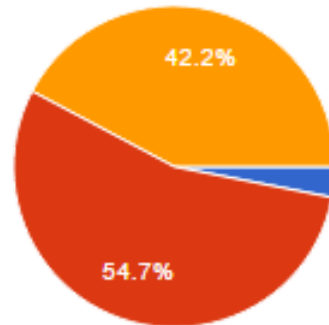
Yatton Neighbourhood Plan Questionnaire Results (947 Responses)

4b. What are the most important reasons for rejecting development?



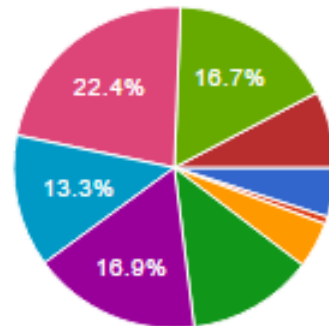
Yatton Neighbourhood Plan Questionnaire Results (947 Responses)

5b. Your gender



Prefer not to say	29	3.1%
Female	518	54.7%
Male	400	42.2%

5c. Your age



Prefer not to say	47	5%
Under 18	7	0.7%
18 to 30	44	4.6%
31 to 40	120	12.7%
41 to 50	160	16.9%
51 to 60	126	13.3%
61 to 70	212	22.4%
71 to 80	158	16.7%
Over 80	73	7.7%